


DIGITAL EMPOWERMENT FOUNDATION
House No. 44, 3rd Floor, Kalusarai, New Delhi - 110016
Balance sheet as at 31st March,2018 (Consolidated)

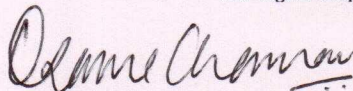
Particulars	Notes	Details (INR)	Amount as on 31-March-2018 (INR)	Amount as on 31-March- 2017 (INR)
Sources of Funds:				
Corpus Fund		240,383	240,383	240,383
Skill Development Centre Revolving Fund			4,189,893	2,456,222
Reserves & Surplus				
Fixed Assets Reserve - Opening Balance		33,823,933		
Add: Fixed Assets Additions	1	9,921,653		
Less : Write off		2,262,726		
Less: Depreciation		8,983,655	32,499,205	
Income & Expenditure				
Opening Balance		4,753,586		
Add: Excess of Income over Expenditure		2,640,930	7,394,516	38,577,519
Unutilized Fund			22,238,836	42,797,525
TOTAL			66,562,833	84,071,649
Applications of Funds				
Fixed Assets				
Opening WDV	1	39,339,509		
Add: Purchases during the year		10,794,191		
Less: Write off/Deletion of Fixed Assets		2,262,726		
Less: Depreciation		9,850,947	38,020,027	39,339,509
Investments (FDR with Yes Bank)			-	-
Current Assets, Loans & Advances				
Cash and Bank Balances	2	32,191,723		53,367,015
Other Current Assets	3	12,886,733		16,955,252
Accrued Interest		-		-
Less: Current Liabilities & Provisions	4	16,535,650		25,590,127
Net Current Assets			28,542,806	44,732,140
TOTAL			66,562,833	84,071,649


In Terms of our Report of Even Date Attached
For RSMA & Co.
Chartered Accountants
Firm No. 028685N

CA. Ravinder Singh
M No. 095973
Partner



Place: New Delhi
Date: 18.09.2018

For Digital Empowerment Foundation


President


Member

DIGITAL EMPOWERMENT FOUNDATION
House No. 44, 3rd Floor, Kalusarai, New Delhi - 110016
Income & Expenditure Account (Consolidated) for the year ending 31st March, 2018

Particulars	Notes	Amount as on 31-March-2018 (INR)	Amount as on 31-March-2017 (INR)
<u>Income</u>			
Fund Utilised	5	189,344,548	152,544,818
TOTAL-A		189,344,548	152,544,818
<u>Expenditure</u>			
Expenses Incurred -B	6	186,703,618	152,437,331
Excess of Income over Expenditure (A-B)		2,640,930	107,487
TOTAL		189,344,548	152,544,818

In Terms of our Report of Even Date Attached
For RSMA & Co.
Chartered Accountants
Firm No. 028685N

CA. Ravinder Singh
M No. 095973
Partner

Place: New Delhi
Date:

For Digital Empowerment Foundation

Adame Chamon
President

Shrighati
Member

DIGITAL EMPOWERMENT FOUNDATION
House No. 44, 3rd Floor, Kalusarai, New Delhi - 110016
Schedule to the Balance Sheet (Consolidated) as on 31st March,2018

	Amount as on 31- March-2018 (INR)	Amount as on 31- March-2017 (INR)
2. Cash & Bank Balance		
Cash in Hand	55,641	59,714
Axis Bank	-	7,389
ICICI Bank 2145	27,094	27,094
ICICI Bank 9360	14,224,491	8,327,155
Yes Bank_059	6,283	10,255,758
Yes Bank_Sub FCRA	884,638	655,537
Kotak Bank -FCRA	1,982,830	-
ICICI Bank (FCRA A\c)	-	9,701,783
Yes Bank-670	3,620,270	9,650
Yes Bank-620	5,034,792	9,541,321
Yes Bank -644	5,000	-
Axis Bank (Comm)	3,274,203	4,480,831
PNB A/c No-573062	2,500,660	7,252,958
PNB A/c No-573071	575,821	3,047,825
Total	32,191,723	53,367,015

	Details (INR)	Amount as on 31- March-2018 (INR)	Amount as on 31- March-2017 (INR)
3. Other Current Assets			
<u>Loans & Advances (Assets)</u>			
Employees' Benefits Defferment (Gratuity)	-		
Advances to Parties & Staff	73,852		
Amount Receivables (Considered good)	-		
LIC- Term insurance	2,747		
LIC-Group Gratuity Policy	621,675		
Other Receivables	-	698,274	9,888,966
Imprest to Staff		2,256,111	3,847,654
Prepaid Expenses & Insurance		173,268	31,299
<u>Security & Earnest Money Deposit</u>			
Security Deposit for Rent	768,754		
Other Deposits	53,000	821,754	772,594
<u>TDS Receivable</u>			
TDS Receivable AY 2009-10	129,189		129,189
TDS Receivable AY 2014-15	-		-
TDS Receivable AY 2015-16	-		784,059
TDS Receivable AY 2016-17	56,672		434,785
TDS Receivable AY 2017-18	784,059		564,892
TDS Receivable AY 2018-19	1,787,510	2,757,430	501,814
GST Input		8,370	-
Int. Accrued on FD		171,526	-
Investment		6,000,000	-
Total		12,886,733	16,955,252

Arune Arun

Shafiq

4. Current Liabilities & Provision	Details (INR)	Amount as on 31- March-2018 (INR)	Amount as on 31- March-2017 (INR)
Amount Payables		5,946,184	14,183,086
b) Provisions & Taxes Payable			
TDS Payable	426,421		
Service Tax Payable	-		
LIC Term Insurance	-		
Rent Payable	11,141		
Audit Payable	90,000		
ESIC Payable	31,847		
PF Payable	249,252		
Provision for Gratuity *	5,964,368		
Sundry Creditor	36,754		
Expenses Payable	64,992		
Imprest Payable to Staff	217,609		
Provision for Expenditure Verification Fees	135,700		
Salaries & Stipends	3,361,382	10,589,466	11,407,041
Total		16,535,650	25,590,127

* Gratuity scheme from LIC has been taken on 1st April 2016. The commuted amount of gratuity as per valuer as on 31.03.2018 was Rs. 59,24,368. The provision of Rs. 33,93,418 was made till 31.03.2017 and in the financial year 2017-18 a provision amounting to Rs. 25,70,950 has been made in the books of accounts. Out of the total commuted amount, we have a fund value of Rs. 6,21,676 on 31.03.2018.

In Terms of our Report of Even Date Attached

For RSMA & Co.
Chartered Accountants
Firm No. 028685N

CA. Ravinder Singh
M No. 095973
Partner

For Digital Empowerment Foundation

President

Shafiqah

Place: New Delhi
Date: 18.09.2018

DIGITAL EMPOWERMENT FOUNDATION
House No. 44, 3rd Floor, Kalusarai, New Delhi - 110016
Notes to Income & Expenditure Account for the Year Ending 31st March 2018 (Consolidated)

5. Income

Particulars	Details (INR)	Amount as on 31-March-2018 (INR)	Amount as on 31-March-2017 (INR)
(I) Grants- Foreign			
Opening Balance			
Citizen Services & Social Empowerment	10,727,375		
Education and Literacy	4,461,107		
Research and Advocacy	(6,063,161)		
Rural Development & Poverty Alleviation	14,171,023		
Bank Interest	5,516,678		
Unrestricted Fund	(16,382,419)		
		12,430,602	11,094,410
Add: Received during the year			
Citizen Services & Social Empowerment	29,775,940		
Education and Literacy	10,177,449		
Research and Advocacy	7,428,069		
Rural Development & Poverty Alleviation	1,764,508		
Bank Interest	439,909		
Unrestricted Fund	4,930,208		
		54,516,083	74,542,212
Less: Closing Balance			
Citizen Services & Social Empowerment	8,337,866		
Education and Literacy	3,153,898		
Research and Advocacy	(7,022,147)		
Rural Development & Poverty Alleviation	6,779,117		
Bank Interest	5,956,587		
Unrestricted Fund	(12,693,611)		
		4,511,710	12,430,601
Funds Utilised- Foreign		62,434,975	73,206,021
(II) Grants- Indian			
Opening Balance			
Restricted Fund	983,203		
Unrestricted Fund	29,383,720		
Skill Building	2,456,222		
		32,823,146	37,995,455
Add:- Received during Year			
Unrestricted Fund	13,857,583		
Restricted Fund	80,726,993		
Misc. Income & Bank Interest	583,768		
Intt. On IT Refund	157,572		
Intt. On LIC Fund	90,443		
Skill Development Fund	1,733,671		
		97,150,030	71,692,086
Less:- Closing Balance			
Unrestricted Fund	9,258,136		
Restricted Fund	8,468,989		
Skill Development Fund	4,189,893		
		21,917,018	30,366,924
Commercial Income:			
Interest on SB A/c	361,416		
IT Training Receipts	18,492,000		
		18,853,416	18,180
Funds Utilised- Indian		126,909,573	79,338,797
Income Transfer to Income & Expenditure Account		189,344,548	152,544,818
Unutilized Balance Transfer to Balance Sheet		45,282,144	42,797,525

Deame Aram *Shahid*

6. Expenditure

Particulars	Amount as on 31-March-2017 (INR)	Amount as on 31-March-2016 (INR)
Expenditure- Foreign		
<i>a) Citizen Services & Social Empowerment</i>		
Salary, Stipend and Consultancy Fees	15,483,343	12,960,701
Workshop & Event	1,537,637	354,456
Office Equipment	5,383,918	4,167,053
Mera App Development	2,714,000	-
Operating Expense	7,043,544	4,858,771
Baseline, Research & Program Cost	-	406,324
Audit Fees	-	84,675
Bank Charges	3,006	-
	32,165,449	22,831,980
<i>b) Education and Literacy</i>		
Salary, Stipend and Consultancy Fees	6,232,792	9,809,020
Workshop & Event	273,424	-
Reposition Libraries As A Public Space for Community	3,318,816	43,223
Web Hosting Expense	314,550	-
Office Equipment	-	1,602,772
Operating Expense	1,345,077	3,565,689
	11,484,658	15,020,704
<i>c) Research and Advocacy</i>		
Salary, Stipend and Consultancy Fees	2,147,584	3,596,210
Operating Expense	-	3,292,712
Event & Workshop	5,936,290	3,835,874
Other operating Expense	298,624	-
Bank Charges	4,558	973
	8,387,055	10,725,769
<i>d) Rural Development & Poverty Alleviation</i>		
Salary, Stipend and Consultancy Fees	4,336,187	10,790,339
Workshop & Event	95,324	-
Production Cost	1,200,631	-
Computer Expense	204,395	-
Equipment	-	2,469,212
Operating Expense	3,318,044	3,034,003
Cluster Wireless Network Development	-	1,875,000
Baseline, Research & Program Cost	-	625,505
Tower Expense	-	399,757
Bank Charges	1,833	-
	9,156,414	19,193,816
<i>e) Unrestricted Fund</i>		
Salary, Stipend and Consultancy Fees	377,058	5,433,752
Audit Fees	118,000	-
Operating Expense	427,122	-
Gratuity Expense	317,331	-
Bank Charges	1,889	-
	1,241,400	5,433,752
TOTAL	62,434,975	73,206,021

Adame Aram

Shafiq

Expenditure- Indian

1. UNRESTRICTED FUND

a) M-Billionth & Manthan- Mobile for Empowerment:

Operating Exp.	706,095	2,224,424
Depreciation on FA	588,873	1,128,325
Salary, Stipend & Consultancy	24,500	2,125,940
Event, Workshp & Training Exp.	1,308,551	1,276,950
Gratuity Exp.	3,207,045	-
Infra & Equipment Exp.	-	1,475,479
	5,835,064	8,231,118

2.RESTRICTED FUND

a) Rural Development & Poverty Alleviation

Operating Exp.	11,071,716	1,107,811
Salary, Stipend & Consultancy	18,378,776	2,441,378
Infra & Equipment Exp.	2,148,771	1,039,090
Event, Workshp & Training Expense	2,608,190	-
Wireless & Network Exp.	6,691,926	1,387,500
	40,899,379	5,975,779

b) Research & Advocacy

Operating Exp.	1,532,466	111,725
Salary, Stipend & Consultancy	656,380	116,047
Infra & Equipment Exp.	88,674	-
Event, Workshp & Training Exp.	589,196	-
Wireless & Network Exp.	-	-
	2,866,716	227,772

c) Education & Literacy

Operating Exp.	12,292,035	19,648,381
Salary, Stipend & Consultancy	32,143,067	33,709,155
Infra & Equipment Exp.	4,747,854	3,008,867
Event, Workshp & Training Exp.	9,272,041	2,525,075
Wireless & Network Exp.	-	4,008,303
Audit Fee	-	1,632,750
	58,454,997	64,532,531

Commercials Expenses

Depreciation on FA	278,421	189,959
Travel & Conveyance	1,867,557	64,076
Printing & Stationary	96,665	1,031
Workshop Expenses	930,180	-
Interest on Service Tax	-	1,044
Website Expesne	16,950	-
Computer	1,501,440	-
General Expense	25,943	-
Postage & Courier	99,241	-
Basline Expense	179,115	-
Communication Expense	10,576	-
Consumables Expense	83,379	-
Salaries & Stipends	4,591,781	8,000
Pen Drive Expense	12,758	-
Write off	2,985	-
Overhead Expense	3,067,273	-
Consultancy Fees	1,067,552	-
Internet Expense	551,147	-
Audit Fees	105,000	-
Electricity Expense	490,474	-
Office Rent	1,234,050	-
	16,212,487	264,110

TOTAL	124,268,643	79,231,310
-------	-------------	------------

Grand Total	186,703,618	152,437,331
-------------	-------------	-------------

In Terms of our Report of Even Date Attached
For RSMA & Co.
Chartered Accountants
Firm No. 028685N

C.A. Ravinder Singh
M No. 095973
Partner

Place: New Delhi
Date:

For Digital Empowerment Foundation

Odame Aronman

President

Sharifah

Member

DIGITAL EMPOWERMENT FOUNDATION
SCHEDULES TO THE BALANCE SHEET & INCOME & EXPENDITURE ACCOUNT (Consolidated)

1. Statement of Depreciation on Fixed Assets as on 31.03.2018 (As per Income tax Act)

Particulars	Rate of Depreciation	GROSS BLOCK VALUE					Depreciation During The Year	NET BLOCK	
		WDV As at 1-Apr-17	Addition: equal or more than 180 days	Addition:less than 180 days	Deletion made during the year	Total 31-Mar-17		As At 31-Mar-18	
FCRA:									
Project Funds Assets:									
Computers, Accessories & Server & So	40	4,915,767	2,511,629	728,138	-	8,155,534	3,116,586	5,038,948	
Vehicles Incl. Bikes & Cycles	15	2,154,224	-	-	-	2,154,224	323,134	1,831,090	
Furniture & fixtures	10	441,371	84,514	-	-	525,885	52,589	473,297	
Office Equipments	15	4,273,782	1,163,248	3,210,284	-	8,647,314	1,056,326	7,590,988	
Network Towers	15	5,257,392	-	-	-	5,257,392	788,609	4,468,783	
Sub Total		17,042,535	3,759,391	3,938,422	-	24,740,349	5,337,243	19,403,105	
Indian:									
1A: General Funds Assets									
Computer,Laptops,Softwares & Tablet	40	579,932	-	-	-	579,932	231,973	347,959	
Office Equipments & Bikes	15	1,570,507	35,226	19,390	-	1,625,123	242,314	1,382,809	
Furniture & fixtures	10	1,145,865	-	-	-	1,145,865	114,587	1,031,279	
Land	-	1,454,222	-	-	-	1,454,222	-	1,454,222	
Sub Total		4,750,526	35,226	19,390	-	4,805,142	588,873	4,216,269	

Deanne A. Lawrence

Shayla

1B: Project Funds Assets

Computers & Softwares	40	3,328,071	84,035	809,203	810,864	3,410,445	1,526,682	1,883,763
Office Equipments	15	3,450,012	623,827	467,231	998,478	3,542,592	646,118	2,896,474
Furniture & Fixtures	10	1,015,131	182,650	29,280	453,384	773,677	121,242	652,435
Network Towers	15	8,854,954	-	-	-	8,854,954	1,328,243	7,526,711
Vehicles Incl. Bikes	15	133,231	-	-	-	133,231	19,985	113,246
Plant & Machinery	15	-	27,614	-	-	27,614	4,142	23,472
Sub Total		16,781,398	918,126	1,305,714	2,262,726	16,742,512	3,646,412	13,096,100

Commercial:

Office Equipments	15	396,904	-	735,666	-	1,132,570	114,710	1,017,859
Computer, laptops & Tablets	40	368,147	-	82,258	-	450,405	163,710	286,694
Sub Total		765,050	-	817,924	-	1,582,974	278,421	1,304,554

Grand Total		39,339,509	4,712,742	6,081,449	2,262,725	47,870,976	9,850,948	38,020,026
-------------	--	------------	-----------	-----------	-----------	------------	-----------	------------

In Terms of our Report of Even Date Attached
For RSMA & Co.
For Digital Empowerment Foundation

Chartered Accountants

Firm No. 028685N

CA. Ravinder Singh
M No. 095973

Partner



President

Samuel Lawrence

Member

Place: New Delhi

Date:

Shruti

DIGITAL EMPOWERMENT FOUNDATION

Notes to Balance Sheet for Unutilized Fund as on 31st March, 2018

(In INR)

Sl No.	Programme /Projects (Domestic)	Opening Balances of Fund	Fund received during the year	Gross Total of Fund	Utilized Fund During the year	Closing of Unutilized Fund
1	Unrestricted Fund	983,203	14,109,997	15,093,200	5,835,064	9,258,137
2	Restricted Fund Incl. Bank Interest	29,383,720	81,306,361	110,690,081	102,221,092	8,468,989
	Total	30,366,924	95,416,358	125,783,281	108,056,156	17,727,126

Sl No.	Programme /Projects (FCRA)	Opening Balances of Fund	Fund received during the year	Gross Total of Fund	Utilized Fund During the year	Closing of Unutilized Fund
1	Citizen Services & Social Empowerment	10,727,375	29,775,940	40,503,314	32,165,449	8,337,866
2	Education and Literacy	4,461,107	10,177,449	14,638,556	11,484,658	3,153,898
3	Research and Advocacy	(6,063,161)	7,428,069	1,364,908	8,387,055	(7,022,147)
4	Rural Development & Poverty Alleviation	14,171,023	1,764,508	15,935,531	9,156,413	6,779,118
5	Bank Interest	5,516,678	439,909	5,956,587	-	5,956,587
6	Unrestricted Fund	(16,382,419)	4,930,208	(11,452,211)	1,241,400	(12,693,611)
	Total	12,430,602	54,516,083	66,946,685	62,434,975	4,511,710
	Total	42,797,527	149,932,441	192,729,966	170,491,131	22,238,836

In Terms of our Report of Even Date Attached
For RSMA & Co.

For Digital Empowerment Foundation

Chartered Accountants
Firm No. 028685N

CA. Ravinder Singh
M No. 095973
Partner

Place: New Delhi

Date:



Devin Chawla
President

Harish
Member